

## Spelling Activity Ideas

You could practise spelling:

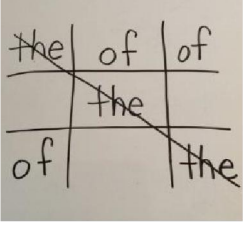








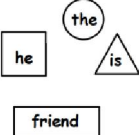


Year One Common Exception Words (there is a list in this pack).

Numbers written as words to twenty (e.g. one, two, three etc)

Days of the Week

Months of the Year

The Seasons

<p>Write your words playing noughts and crosses.</p> 	<p>Write your words in all different colours.</p> 	<p>Write your spelling words out with the <b>vowels</b> in red and the <b>consonants</b> in blue.</p> <p>a a b c d e f g g h i j k l m n o p q r s t u v w x y z</p>	<p>Word Exercise Spell out your spelling words while doing your favourite exercise.</p> 																																				
<p>Write your words in a messy way. (Paint etc)</p> 	<p>Write each word 5 times.</p> 	<p>Hide your words in a picture that you draw.</p> 	<p>Timer Set a timer for three minutes. How many times can you write your words?</p> 																																				
<p>Put your spelling words in alphabetical order.</p> <p>A B C D E F G H I J K L M N O P Q R S T U V W X Y Z</p>	<p>Use different voices to spell out your words.</p> 	<p>Write your words in 'fancy' writing like curly writing or bubble writing.</p> <p>A B C D E F G H I J K L M N O P Q R S T U V W X Y Z</p>	<p>Create a word search using your spelling words. Highlight your hidden spelling words.</p> <p>I, the, to, and, a &amp; is</p> <table border="1" data-bbox="1270 1305 1457 1447"> <tbody> <tr><td>a</td><td>n</td><td>d</td><td>y</td><td>g</td><td>p</td></tr> <tr><td>q</td><td>a</td><td>b</td><td>o</td><td>z</td><td>k</td></tr> <tr><td>u</td><td>j</td><td>k</td><td>a</td><td>i</td><td>s</td></tr> <tr><td>g</td><td>t</td><td>h</td><td>e</td><td>q</td><td>h</td></tr> <tr><td>r</td><td>e</td><td>a</td><td>d</td><td>l</td><td>c</td></tr> <tr><td>a</td><td>r</td><td>t</td><td>o</td><td>w</td><td>v</td></tr> </tbody> </table>	a	n	d	y	g	p	q	a	b	o	z	k	u	j	k	a	i	s	g	t	h	e	q	h	r	e	a	d	l	c	a	r	t	o	w	v
a	n	d	y	g	p																																		
q	a	b	o	z	k																																		
u	j	k	a	i	s																																		
g	t	h	e	q	h																																		
r	e	a	d	l	c																																		
a	r	t	o	w	v																																		
<p>Use technology to type your spelling words.</p> 	<p>Spend a couple of minutes singing the alphabet.</p> <p>A B C D E F G H I J K L M N O P Q R S T U V W X Y Z</p>	<p>Draw some 2D shapes and write your spelling words in each shape.</p> 	<p>Write your words three ways.</p> <p><b>REALLY BIG</b> Really small In your best handwriting</p>																																				
<p> <b>Spelling Flowers</b> Draw a picture of a great big flower. Write each of your spelling words on one of the flower petals or on a leaf.</p>	<p><b>Rainbow Write</b> First write each word in pencil. Then trace over each word three times. Each time you trace, you must use a <b>DIFFERENT</b> colour crayon. Trace neatly and you will see a rainbow!</p>	<p>Write two or three sentences with your spelling words.</p> <p><i>I went to the shop.</i> <i>You are my friend.</i></p>	<p>Can you find your spelling words in a story book?</p> 																																				

You could also make up your own way of practising your spelling words!